

Ultramas



Detailed product information can be found on www.bopla.de



- 5 basic sizes
- Aluminium or plastic front/rear panels
- Horizontal or vertical insertion
- Different heights by use of extension sets
- Version with or without air vents
- 19" internal assemblies on request
- Flat wall mounting possible
- Comprehensive range of accessories

Colour:

Light grey, similar to RAL 7035; screw covers, brackets and feet agate grey, similar to RAL 7038; special colours on request

Protection class:

Plain: IP 40/DIN EN 60529;
with air vents: IP 30/DIN EN 60529

Enclosure material:

ABS; for details see Technical Information

ABS desktop enclosure for universal use, possibility of fitting 19" components




The screw covers which are part of the standard delivery can be plugged in for horizontal or vertical use, as required.



The enclosure height can be increased with optional extension sets by 15.24 mm (3 HP) or 45.72 mm (9 HP), as required.



Additional grooves for the insertion of circuit boards and mounting panels are located on the inner enclosure side (only with 52011).



The boss dimensions conform to Euro card and other formats.



19" internal constructions for 3 and 6 U in widths 9, 12, 18, 21, 27, 30 and 36 HP are available on request.



As an option, two or more enclosures can be joined by means of connection elements.



The screw covers can be replaced with wall flanges, tip-up feet or collapsible feet (all available as accessories).



The enclosure fronts can be removed separately, which ensures efficient mounting of operating elements.

Ultramas UM 3...09 (L) | Enclosures



Enclosure, plain

Model	Order no.	A	B	C	b1	U	HP
UM 32009	55320000	157,5	198,9	62,2	187,3	3	9
UM 32609	55326000	157,5	258,9	62,2	247,3	3	9

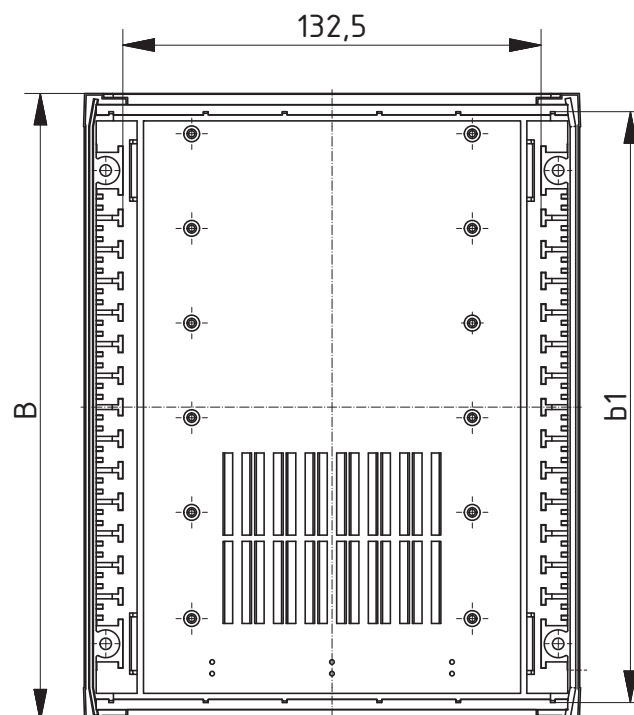
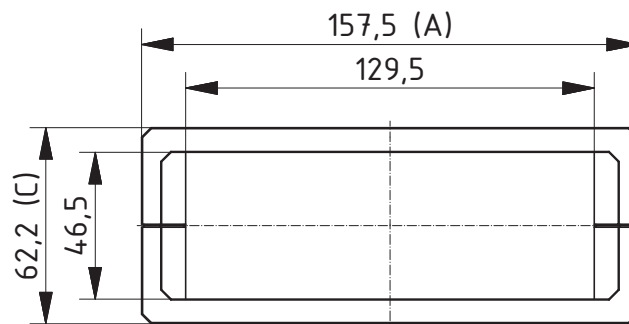
Scope of delivery: 2 half-shells, 8 covers, 4 rubber feet, 4 screws



Enclosure with air vents in the lid and base

Model	Order no.	A	B	C	b1	U	HP
UM 32009 L	55320010	157,5	198,9	62,2	187,3	3	9
UM 32609 L	55326010	157,5	258,9	62,2	247,3	3	9

Scope of delivery: 2 half-shells, 8 covers, 4 rubber feet, 4 screws



Z-2803197

* = Available on request

Ultramas UM 52011 (L) | Enclosures

Enclosure, plain

Model	Order no.	A	B	C	U	HP
UM 52011	55520000	224,2	198,9	72,4	4,5	11

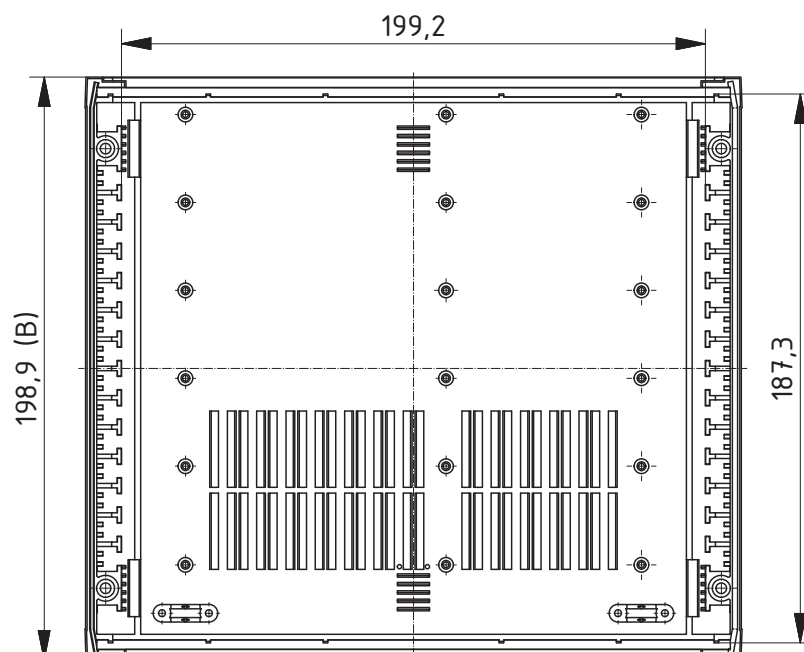
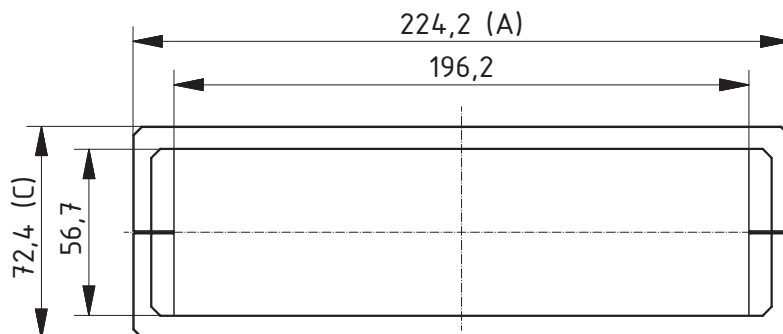
Scope of delivery: 2 half-shells, 8 covers, 4 rubber feet, 4 screws



Enclosure with air vents in the lid and base

Model	Order no.	A	B	C	U	HP
UM 52011 L	55520020	224,2	198,9	72,4	4,5	11

Scope of delivery: 2 half-shells, 8 covers, 4 rubber feet, 4 screws



Z-2803198

For accessories, please see the end of the chapter

Ultramas UM 6..09 (L) | Enclosures



Enclosure, plain

Model	Order no.	A	B	C	b1	U	HP
UM 62009	55620000	290,9	198,9	62,2	187,3	6	9
UM 62609	55626000	290,9	258,9	62,2	247,3	6	9

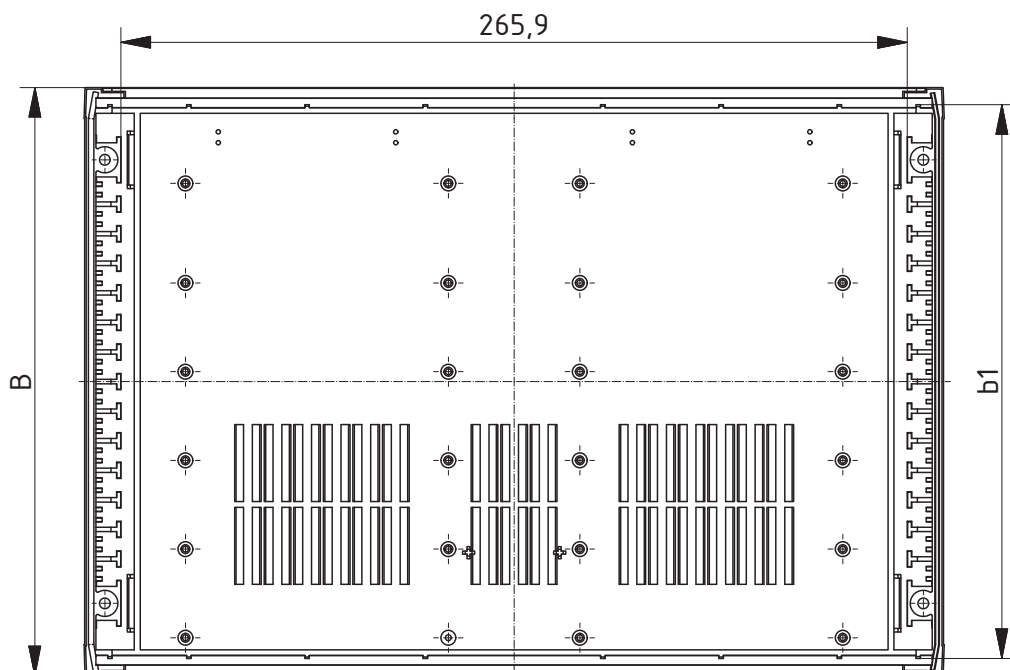
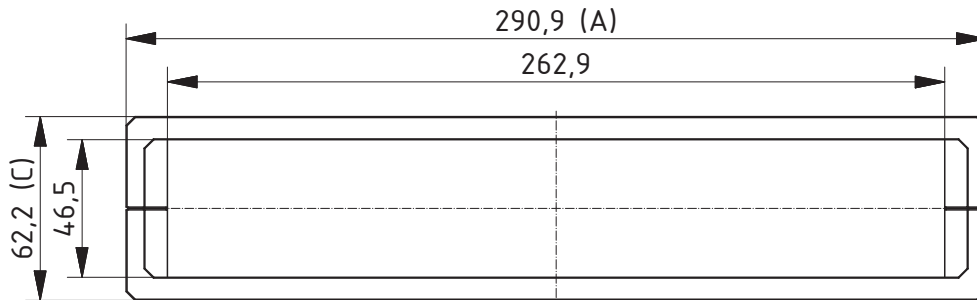
Scope of delivery: 2 half-shells, 8 covers, 4 rubber feet, 4 screws



Enclosure with air vents in the lid and base

Model	Order no.	A	B	C	b1	U	HP
UM 62009 L	55620010	290,9	198,9	62,2	187,3	6	9
UM 62609 L	55626010	290,9	258,9	62,2	247,3	6	9

Scope of delivery: 2 half-shells, 8 covers, 4 rubber feet, 4 screws



Z-2803199

Ultramas | Accessories

Extension set, plain, with air vents (L), 3 HP / 9 HP

Model	Order no.	Note
AB 02003	56020500	3 HP; For UM 32009(L), 62009(L), 52011(L)**
AB 02009	56020000	9 HP; For UM 32009(L), 52011(L), 62009(L)
AB 02009 L	56020010	9 HP; For UM 32009(L), 52011(L), 62009(L)
AB 02603	56026500	3 HP; For UM 32609(L), 62609(L)
AB 02609	56026000	9 HP; For UM 32609(L), 62609(L)
AB 02609 L	56026010	9 HP; For UM 32609(L), 62609(L)



Scope of delivery: 2 extension units, fitting material

Note: ** AB 02003 can also be used for UM 52011(L), but please order 4 SHR-Z-M3x40 screws, order no. 59005541, for each extension set.

Front panel FP(K) 50014 available on request.

Selection table of extension sets and front panels

Encl. height	Number of extension sets		Front panels to be used
	AB 02__03	AB 02__09(L)	
46.5	-	-	FP(K) 30009, FP(K) 60009
56.7	-	-	FP(K) 50011
61.7	1	-	FP(K) 30012, FP(K) 60012
92.2	-	1	FP(K) 30018, FP(K) 60018
102.4	-	1	FP(K) 50020
107.5	1	1	FP(K) 30021, FP(K) 60021
138.0	-	2	FP(K) 30027, FP(K) 60027
148.1	-	2	FP(K) 50029
153.2	1	2	FP(K) 30030, FP(K) 60030
183.7	-	3	FP(K) 30036, FP(K) 60036

Front panels, 2 mm, natural-coloured anodised aluminium

Model	Order no.	Note
FP 30009	56030900	For UM 3..09
FP 30012	56031200	For UM 3..09 + 1x AB 02.03
FP 30018	56031800	For UM 3..09 + 1x AB 02.09 (L) and for UMP 32018 (FP)
FP 30021	56032100	For UM 3..09 + 1x AB 02.03 + 1x AB 02.09 (L)
FP 30027	56032700	For UM 3..09 + 2x AB 02.09 (L)
FP 30030	56033000*	For UM 3..09 + 1x AB 02.03 + 2x AB 02.09 (L)
FP 30036	56033600	For UM 3..09 +3x AB 02.09 (L)
FP 50011	56051100	For UM 52011
FP 50020	56052000	For UM 52011 + 1x AB 02009 (L)
FP 50029	56052900	For UM 52011 + 2x AB 02009 (L)
FP 60009	56060900	For UM 6..09
FP 60012	56061200	For UM 6..09 + 1x AB 02.03
FP 60018	56061800	For UM 6..09 + 1x AB 02.09 (L) and for UMP 62018 (FP)
FP 60021	56062100	For UM 6..09 + 1x AB 02.03 + 1x AB 02.09 (L)
FP 60027	56062700	For UM 6..09 + 2x AB 02.09 (L)
FP 60030	56063000	For UM 6..09 + 1x AB 02.03 + 2x AB 02.09 (L)
FP 60036	56063600	For UM 6..09 + 3x AB 02.09 (L)



Scope of delivery: 1 front panel

Ultramas | Accessories



Front panels, ABS, light grey, similar to RAL 7035, embossed on one side

Model	Order no.	Note
FPK 30009	56030910	For UM 3..09
FPK 30012	56031210	For UM 3..09 + 1x AB 02.03
FPK 30018	56031810	For UM 3..09 + 1x AB 02.09 (L) and for UMP 32018 (FP)
FPK 30021	56032110	For UM 3..09 + 1x AB 02.03 + 1x AB 02.09 (L)
FPK 30027	56032710	For UM 3..09 + 2x AB 02.09 (L)
FPK 30030	56033010*	For UM 3..09 + 1x AB 02.03 + 2x AB 02.09 (L)
FPK 30036	56033610	For UM 3..09 +3x AB 02.09 (L)
FPK 50011	56051110	For UM 52011
FPK 50020	56052010	For UM 52011 + 1x AB 02009 (L)
FPK 50029	56052910	For UM 52011 + 2x AB 02009 (L)
FPK 60009	56060910	For UM 6..09
FPK 60012	56061210	For UM 6..09 + 1x AB 02.03
FPK 60018	56061810	For UM 6..09 + 1x AB 02.09 (L) and for UMP 62018 (FP)
FPK 60021	56062110	For UM 6..09 + 1x AB 02.03 + 1x AB 02.09 (L)
FPK 60027	56062710	For UM 6..09 + 2x AB 02.09 (L)
FPK 60030	56063010	For UM 6..09 + 1x AB 02.03 + 2x AB 02.09 (L)
FPK 60036	56063610	For UM 6..09 + 3x AB 02.09 (L)

Scope of delivery: 1 front panel

Tip-up foot set



Model	Order no.
UM-AS	56012000

Scope of delivery: 4 fixed feet.

Note: For horizontal or vertical use, as required.



Tip-up foot set, collapsible

Model	Order no.
UM-ASK	56012100

Scope of delivery: Set-up foot set (2 fixed and 2 hinged feet), fitting screws.

Note: For horizontal or vertical use, as required.



Wall brackets

Model	Order no.
UM-WLH	56002000

Scope of delivery: 4 wall brackets

Note: The wall brackets can be used to fit the enclosure flat against the wall. Fitting is by means of insertion of the intermediate piece and screwing-on of the bracket. This does not affect the enclosure screwing system.

Ultramas | Accessories

Connection brackets

Model	Order no.
UM-VHH	56002200*

Scope of delivery: 4 connecting brackets, fitting material

